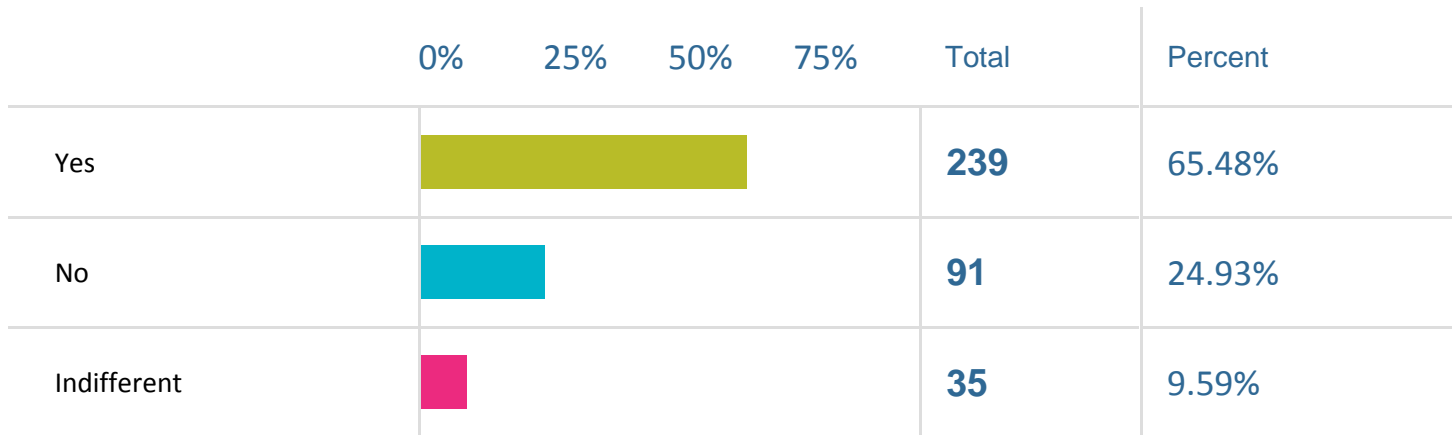




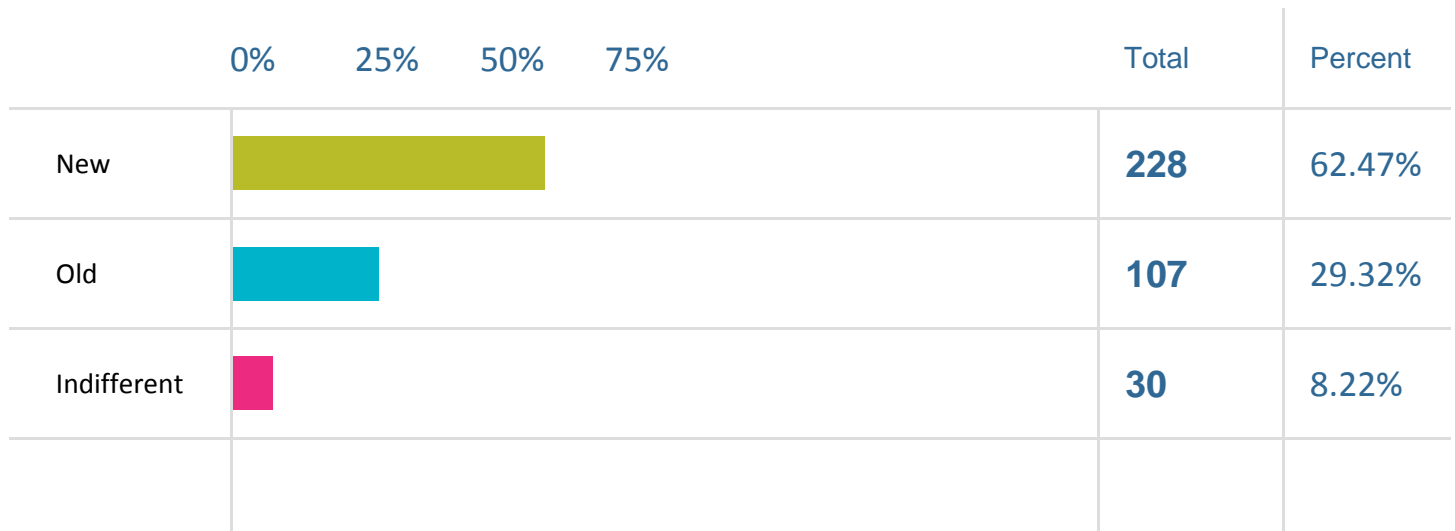
Results of the Survey undertaken by the WBF concerning the new IMP-VP Scales

- Total completed: **365**
- Incidence rate: **76.52%**




Question 1	Did you approve of the new IMP-VP conversion table, as used in the recent World Bridge Championships?	Answers 365 (100%)	Skips 0 (0%)
------------	---	--------------------------	--------------------







Question 2	If you compare the new table with the one used previously (starting at 15-15 going up to 25-0) which one do you prefer?	Answers 365 (100%)	Skips 0 (0%)
------------	---	--------------------------	--------------------



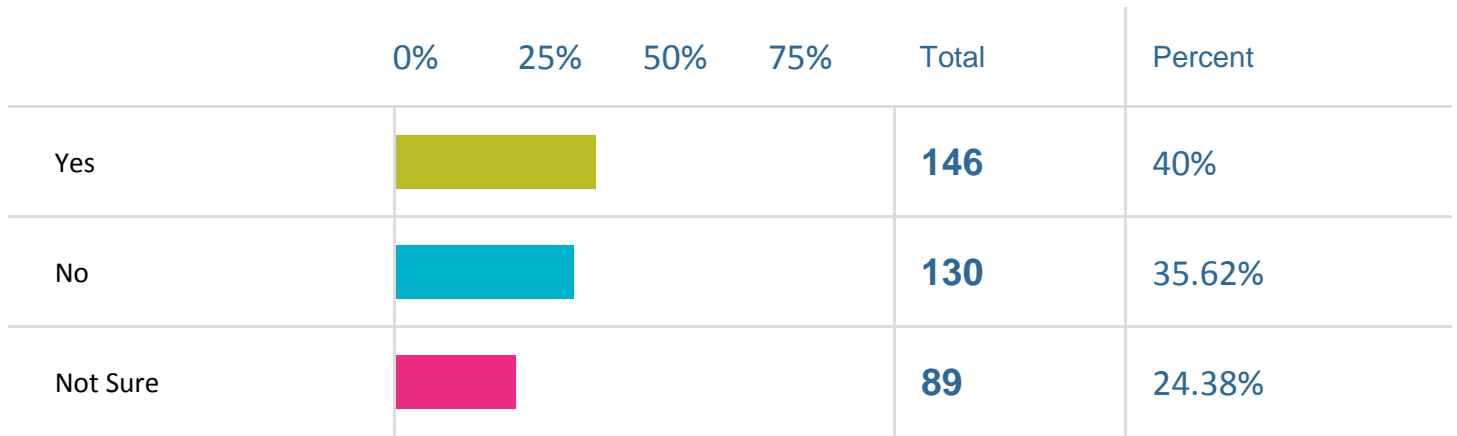
Question 3	If we were to create a new table of 100 VP, starting at 50-50 for a tie, with winners adding their net IMPs to 50 up to a maximum of 100 and with the losing team deducting their IMPs from 50, with the minimum being 0, would you prefer that to the new VP table?	Answers 365 (100%)	Skips 0 (0%)
------------	--	--------------------------	--------------------

	0%	25%	50%	75%	Total	Percent
Yes					143	39.18%
No					175	47.95%
Indifferent					47	12.88%

Question 4	Of the three tables: the old, the new and the suggested one of 100 VP, which one would you prefer?	Answers 365 (100%)	Skips 0 (0%)
------------	--	--------------------------	--------------------

	0%	25%	50%	75%	Total	Percent
The new one?					166	45.48%
The old one?					72	19.73%
The 100 VP table?					117	32.05%
Any one ?					10	2.74%

Question 5	Do you consider the new table incomprehensible to the public that follow Bridge Championships?	Answers 365 (100%)	Skips 0 (0%)
------------	--	--------------------------	--------------------



Question 7	We would like to ask your age group so we can analyse the results better.	Answers 365 (100%)	Skips 0 (0%)
------------	---	--------------------------	--------------------

